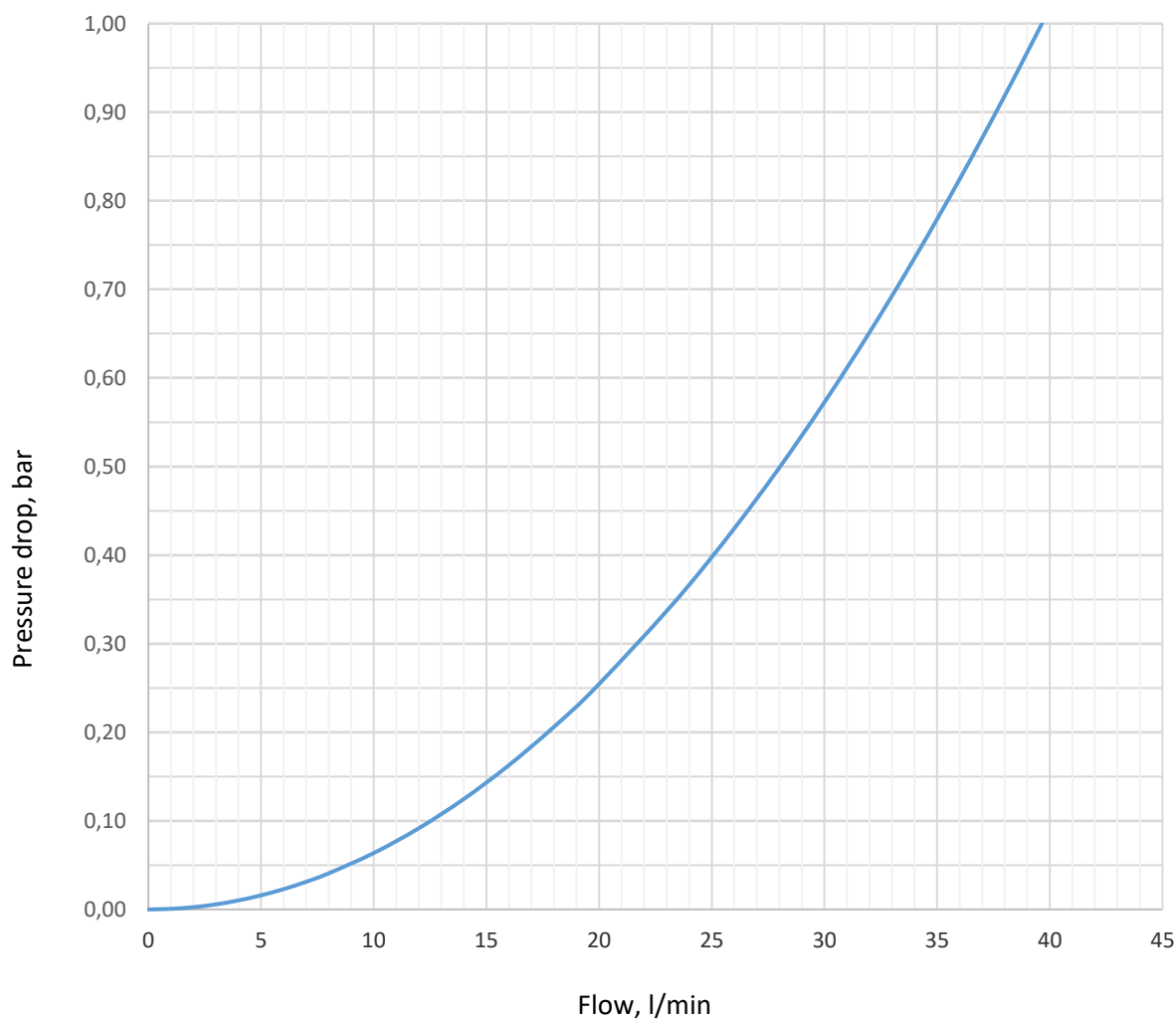


## WATER FLOW CHART SERIES 567/577

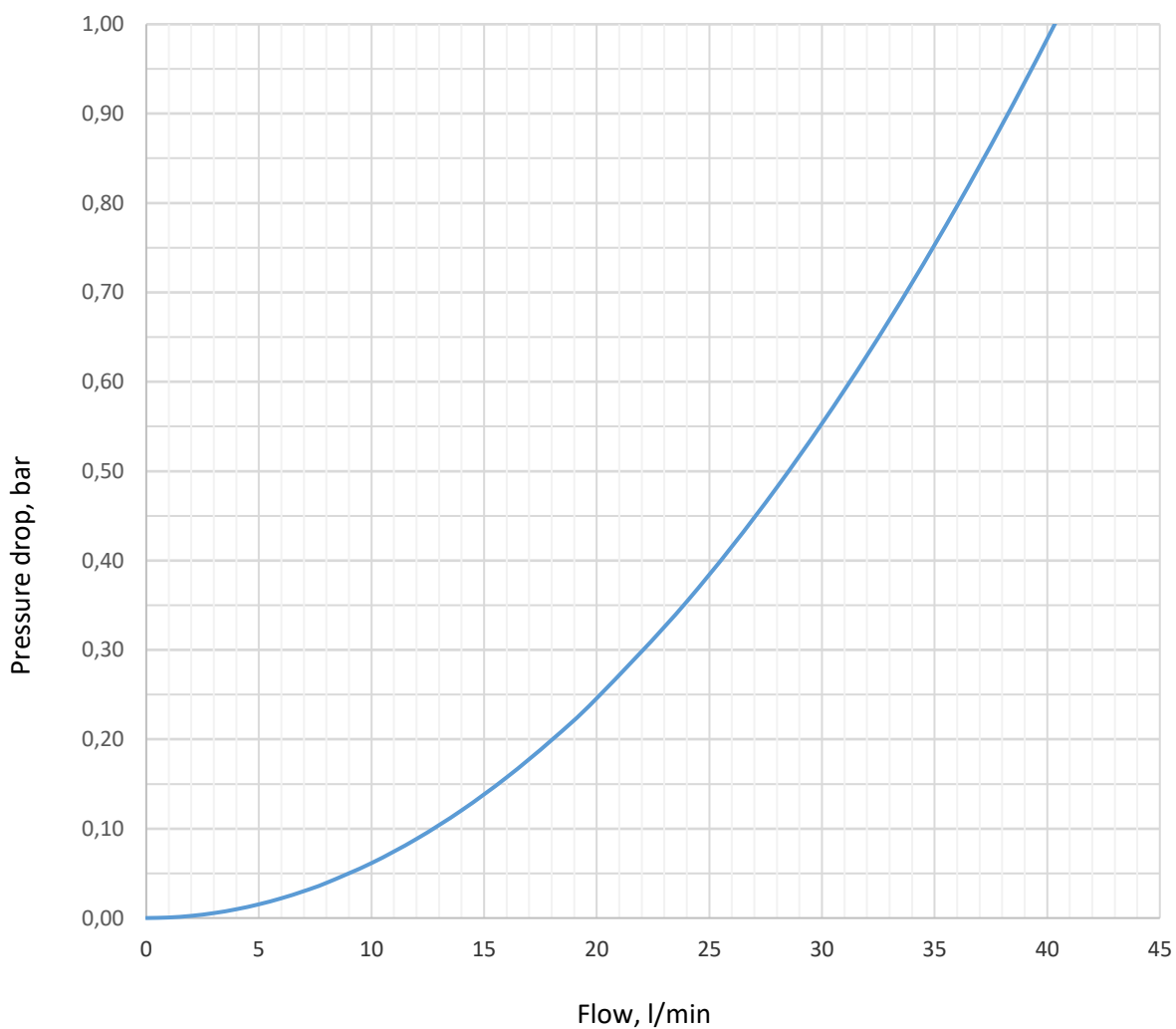
Tested by	Date	Ref. no.	Test tube	Flow direct.
<b>FH</b>	<b>2011-02-14</b>	<b>FP2935/2936</b>	<b>1"</b>	<b>Coupling to Nipple</b>

<b>Temp. 20 °C</b>	<b>Kv: 2,38</b>	Coupling(Socket)	Nipple(Plug)
Reg. no.	-	-	-
CEJN Product	<b>10 567 1200</b>	<b>10 567 6200</b>	
Connection	<b>G1/2" male (BSP)</b>	<b>G1/2" male (BSP)</b>	
Remark	-	-	



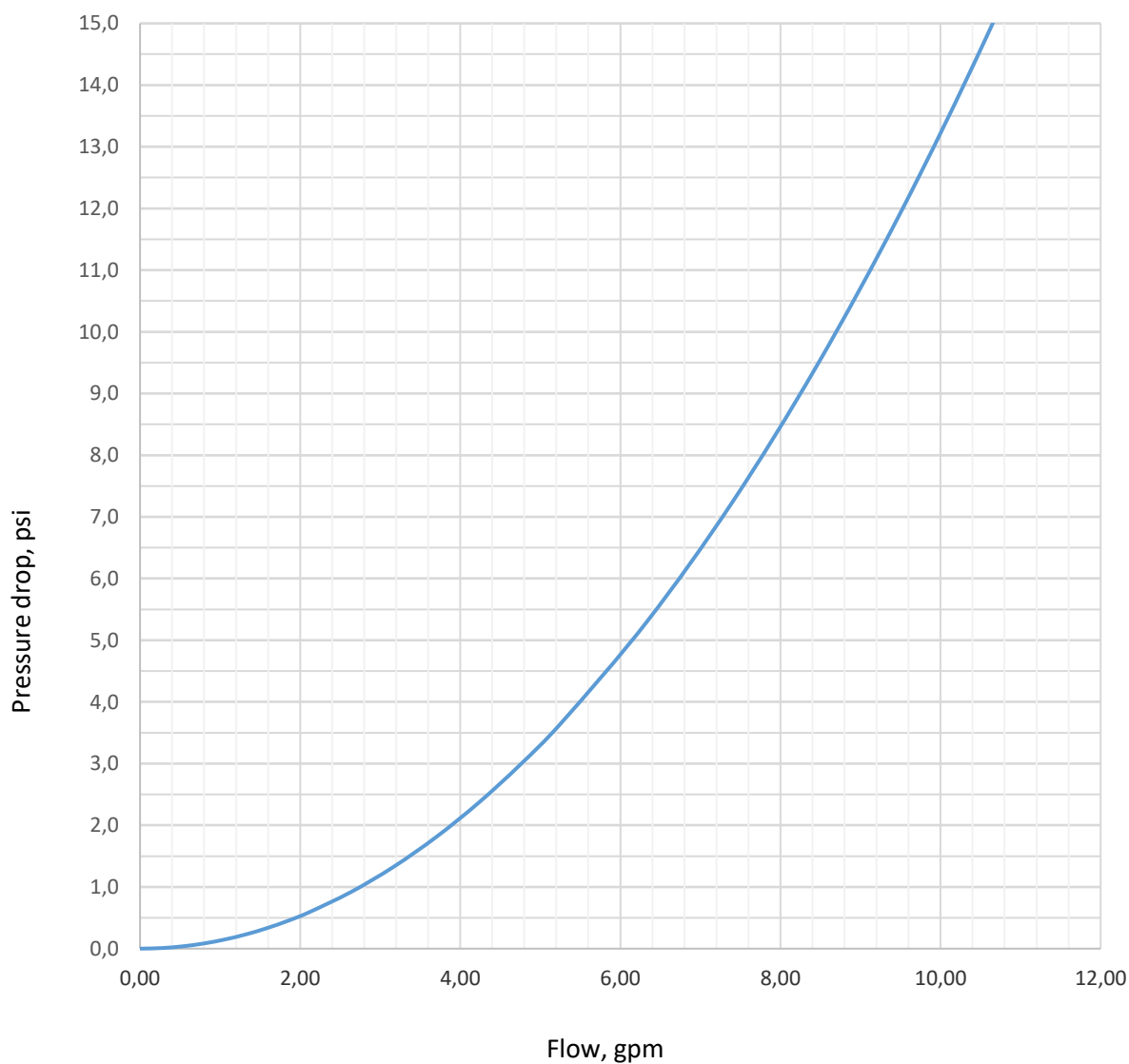
## WATER FLOW CHART SERIES 567/577

	Tested by <b>FH</b>	Date <b>2011-02-14</b>	Ref. no. <b>FP2935 /2936</b>	Test tube <b>1"</b>	Flow direct. <b>Nipple to Coupling</b>
<b>Temp. 20 °C</b>	<b>Kv: 2,42</b>	Coupling(Socket)	Nipple(Plug)		
Reg. no.	-		-		
CEJN Product	<b>10 567 1200</b>		<b>10 567 6200</b>		
Connection	<b>G1/2" male (BSP)</b>		<b>G1/2" male (BSP)</b>		
Remark	-		-		



## WATER FLOW CHART SERIES 567/577

	Tested by <b>FH</b>	Date <b>2011-02-14</b>	Ref. no. <b>FP2935/293 6</b>	Test tube <b>1"</b>	Flow direct. <b>Coupling to Nipple</b>
<b>Temp. 72 °F</b>	<b>Cv: 2,75</b>	Coupling(Socket)	Nipple(Plug)		
Reg. no.	-		-		
CEJN Product	<b>10 567 1200</b>		<b>10 567 6200</b>		
Connection	<b>G1/2" male (BSP)</b>		<b>G1/2" male (BSP)</b>		
Remark	-		-		



## WATER FLOW CHART SERIES 567/577

	Tested by <b>FH</b>	Date <b>2011-02-14</b>	Ref. no. <b>FP2935/293 6</b>	Test tube <b>1"</b>	Flow direct. <b>Nipple to Coupling</b>
<b>Temp. 72 °C</b>	<b>Cv: 2,80</b>	Coupling(Socket)	Nipple(Plug)		
Reg. no.	-		-		
CEJN Product	<b>10 567 1200</b>		<b>10 567 6200</b>		
Connection	<b>G1/2" male (BSP)</b>		<b>G1/2" male (BSP)</b>		
Remark	-		-		

