



Your choice for sustainable  
quick connect solutions

## **To buyers and operators of CEJN products Series 125, 135 and Series 140 (Ultra High-Pressure products up to 400 MPa / 4,000 bar)**

Due to the extreme high pressure up to 400 MPa (4,000 bar), we would like to draw your special attention to the Safety Information for safe use of coupling systems (including couplings and nipples) of Series 125, 135 and 140.

Please always make sure to comply with the specified operating conditions.

CEJN kindly asks you to make this information available to the end user.

Furthermore it is mandatory to send back the signed document back to us to confirm reception and acknowledgment of the Safety Information. Please note that otherwise, the processing of your current order is not possible.

### **Acknowledgment of receipt**

Hereby we confirm the reception and acknowledgment of the Safety Information for safe use of coupling systems (including couplings and nipples) of Series 125, 135 and 140.

We obligate to forward this information to any end user.

We are aware that any liability claims will be rejected by CEJN-Product GmbH in Troisdorf, Germany, which are caused due to nonobservance of the Safety Information, due to willful or unwitting product handling by the end user.

Company: \_\_\_\_\_

Name; First Name: \_\_\_\_\_

Function: \_\_\_\_\_

Place, Date: \_\_\_\_\_

Signature: \_\_\_\_\_

Company Stamp: \_\_\_\_\_

Appendix: Safety Information Series 125, 135 and 140



Your choice for sustainable quick connect solutions

- Comply to specified operating conditions at any time.
- Carefully observe the following Safety Information for safe and reliable operation of the quick coupling system.
- Immediately replace worn or damaged components.

**The nonobservance of the Safety Information or wrong handling of Ultra High-Pressure products may result in severe accidents!**

The information given are in addition to existing standards, regulations, instructions and legislation. This document is not intended to be exhaustive.

Errors and changes excepted.

**Safety Information for use of CEJN Ultra High-Pressure products:**

**Series 125** – 250 MPa / 2,500 bar working pressure; **Series 135** – 300 MPa / 3,000 bar working pressure; **Series 140** – 400 MPa / 4,000 bar working pressure

**Specified operating conditions, recommended replacement interval and sealing method:**

**Series 125 – 250 MPa**

Nominal size: 2.5 mm  
 Flow capacity: 5.8 l/min, at  $\Delta p$  0.4 MPa  
 Max. working pressure: 250 MPa (2,500 bar)  
 Min. burst pressure: 500 MPa (5,000 bar)  
 Temperature range: -30°C – +100°C (-22°F – +176°F)  
 Material coupling: Steel, hardened, zinc-nickel, zinc-iron  
 Material Nipple: Steel, hardened, zinc-nickel  
 Material sealing: NBR



**Recommended replacement interval:**

Coupling: after 10,000 pressure impulses at 250 MPa  
 Nipple: after 10,000 pressure impulses at 250 MPa

**Recommended sealing method:**

G 1/4" CEJN-Metal-Sealing – CMS

**Recommended torque:**

40 – 50 Nm

**Series 135 – 300 MPa**

Nominal size: 2.5 mm  
 Flow capacity: 4.6 l/min, at  $\Delta p$  0.4 MPa  
 Max. working pressure: 300 MPa (3,000 bar)  
 Min. burst pressure: 600 MPa (6,000 bar)  
 Temperature range: -20°C – +80°C (-4°F – +176°F)  
 Material coupling: Steel, black coated, hardened  
 Material Nipple: Steel, black coated, hardened  
 Material sealing: NBR



**Recommended replacement interval:**

Coupling (10 135 1505): after 1,000\* / 5,000\* pressure impulses at 300 MPa  
 Nipple, swiveling (10 135 6505): after 1,000 pressure impulses at 300 MPa  
 Nipple, non-swiveling: (10 135 6506): after 5,000 pressure impulses at 300 MPa

**Recommended sealing method**

60°-sealing cone

**Recommended torque**

40 – 50 Nm



**\*For maximum safety, CEJN recommends to always replace worn or damaged components pairwise.**



Your choice for sustainable quick connect solutions

### Serie 140 – 400 MPa

Nominal size:	2.5 mm
Flow capacity:	4.6 l/min, at $\Delta p$ 0.4 MPa
Max. working pressure:	400 MPa (4,000 bar)
Min. burst pressure:	600 MPa (6,000 bar)
Temperature range:	-20°C – +80°C (-4°F – +176°F)
Material coupling:	Steel black coated, hardened
Material Nipple:	Steel black coated, hardened
Material sealing:	NBR

### Recommended replacement interval:

Coupling (10 140 1505):	after 5,000 pressure impulses at 400 MPa
Coupling (10 140 1708):	after 5,000 pressure impulses at 400 MPa
Nipple, non-swiveling (10 140 6506):	after 5,000 pressure impulses at 400 MPa
Nipple, non-swiveling (10 140 6708):	after 5,000 pressure impulses at 400 MPa

### Recommended sealing method

60°-sealing cone

### Recommended torque

40 – 50 Nm


### Handling and inspection:

- ✓ Immediately replace worn or damaged components.
- ✓ Replace the nipple, when nipple cannot be plugged in due to extensive ball marks.
- ✓ Always make sure that coupling and nipple connected correctly and is fully engaged.



10 140 6708  
Nipple,  
non-swiveling

Tooth  
2x, 180°



### Inspection before connection – coupling

- ✓ Coupling and assembled components are undamaged.
- ✓ Coupling and assembled components are free of corrosion and clean.
- ✓ Locking balls are undamaged and complete.
- ✓ Locking sleeve and safety lock ring is fully functional and undamaged.
- ✓ Locking sleeve and safety lock ring can move without any restrictions.
- ✓ Locking sleeve and safety lock ring are free of corrosion and clean.
- ✓ Series 125: The bayonet lock ring is in fully open position.
- ✓ Series 135 & 140: The screwed lock ring is fully functional and can move without any restriction.



Nine Locking balls

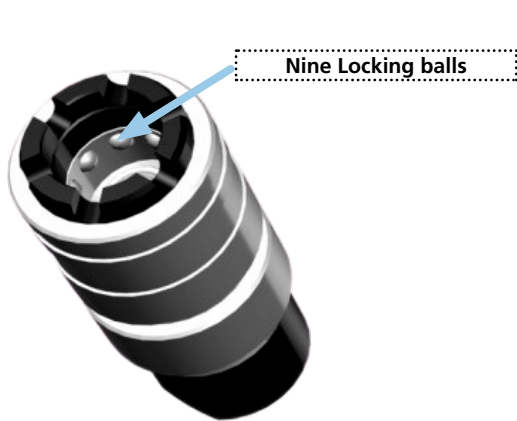


Locking Sleeve

Safety lock ring (bayonet lock ring)

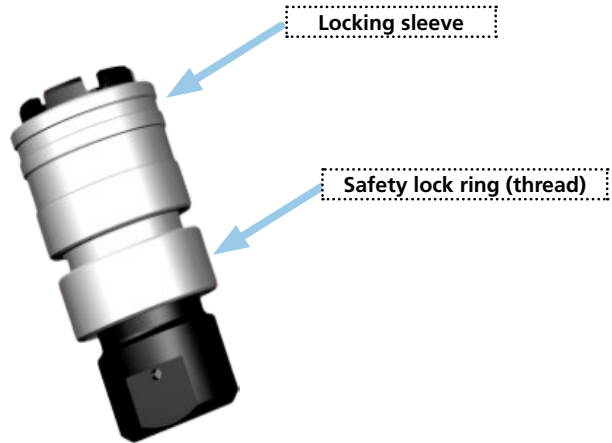


Your choice for sustainable quick connect solutions



Nine Locking balls

Series 135 and Series 140



Locking sleeve


Safety lock ring (thread)

Series 135 and Series 140

### Inspection before connection – nipple

- ✓ Nipple is undamaged
- ✓ Nipple is free of corrosion and clean
- ✓ The wear on the nipple, caused by material extrusion (i. e. the “ball marks”<sup>\*\*\*</sup>, does not exceed diameter Ø A (see below)

<sup>\*\*</sup>Ball marks and material extrusion around the nipple profile are caused by continuously pressure impulses and are normal incidents. Maximum allowed wear is reached, when the diameter Ø A exceeds the corresponding diameter on the coupling port. Wear on the nipple could be minimized, if a non-swiveling nipple is used. During end of line inspection coupling and nipple of Series 135 and Series 140 are pressure tested up to full working pressure. This test procedure already creates first small ball impacts.



Material extrusion / ball marks

	Series 125	Series 135	Series 140
Max. Ø A	15.0 mm	16.0 mm	18.5 mm

Table: max. acceptable diameter.

### Inspection after connection sequence:

- ✓ The nipple is fully connected and completely engaged.
- ✓ The red alert ring is fully covered by the locking sleeve, it is completely invisible.
- ✓ Dust caps of coupling and nipple are connected.
- ✓ Series 135, 140: Using non-swiveling nipples (optional for Series 135, standard for Series 140) the tooth (2x 180°) fit into the corresponding slots of the coupling.
- ✓ Series 125: The bayonet safety lock ring<sup>\*\*\*</sup> is turned to locked position.
- ✓ Series 135, 140: The safety lock ring<sup>\*\*\*</sup> is screwed, so that it is in contact with the locking sleeve; the lock ring sleeve is locked.

<sup>\*\*\*</sup>The lock ring (screwed or bayonet) is an additional safety feature to avoid unintentional disconnection. If coupling and nipple are fully connected and completely engaged, operation of connection is safe, although safety lock ring is not activated.



Your choice for sustainable  
quick connect solutions

### Alert ring

Make sure nipple is fully connected and completely engaged



### Dust caps

Connect dust caps, also when coupling and nipple is in connected mode



### Product marking:

Each original CEJN product is marked. For ordering replacement, please use the given data.



**Article Code (7 digits)**  
**Max. Working Pressure in MPa**  
**Production Code**



### Contact:

In case you need any further information, please contact your local CEJN sales office.  
You will find according contact data under [www.cejn.com](http://www.cejn.com), or send an e-mail to: [info@cejn.com](mailto:info@cejn.com).

Contact for Germany, Austria, The Netherlands, Belgium and Eastern Europe:  
CEJN-Product GmbH  
Junkersring 16  
D-53844 Troisdorf

Phone: +49 2241 234 19-0  
Fax: +49 2241 234 19-90  
e-mail: [info.germany@cejn.com](mailto:info.germany@cejn.com)